



# To Let

## Office Premises

Avalon House  
St Catherine's Court  
Sunderland  
SR5 3XJ

- Riverside Offices
- Located on Sunderland Enterprise Park
- Superb river views from the rear
- Allocated Car Parking
- Choice of 3 suites available
- From 3093 ft<sup>2</sup> (287 m<sup>2</sup>) – 8339 ft<sup>2</sup> (774 m<sup>2</sup>)

Also at Portland House  
Belmont Business Park  
Durham DH1 1TW  
Regulated by RICS

## Location

Avalon House is prominently located on St Catherine's Court just off Colima Avenue on Sunderland Enterprise Park and within close proximity of the new Wear Bridge crossing upon which construction has recently commenced. The building benefits from superb river views and provides immediate access to Wessington Way (A1231) and in turn the A19 and A1M. Nearby occupiers include BGL Group, TSB, Berghaus and NHS amongst others. Sunderland Enterprise Park has a regular bus service and benefits from a Retail Park, a Children's Nursery Costa Coffee and Gregg's all within walking distance. Other occupiers within the building include Mental health Matters and The Royal College of Nursing.

## Description

The accommodation provides excellent quality office space suitable for companies operating across sectors including financial, legal, recruitment and public services (amongst others). The suites have the benefit of raised access floors, suspended ceiling and comfort cooling. The building is DDA compliant and a passenger serves all floors. **The first-floor suite is currently in shell format and can be fitted to occupiers' specifications and let as a whole or as 2 separate suites.**

## Accommodation

The property briefly comprises as follows:-

	ft2	m2
Ground Floor East Suite	3575	332.12
First Floor East Wing	3093	287.34
First Floor West Wing	5246	487.35
<b>Total First Floor</b>	<b>8339</b>	<b>774.69</b>
<b>Total</b>	<b>15007</b>	<b>1394.15</b>

## Car Parking

Parking will be allocated at a ratio of circa 1 space per 300 ft2.

## Tenure

New Leases are available for a term of years to be agreed on an effective FRI basis based upon £9 per ft2. The service charge is currently circa £2 per ft2

## Code of Practice




The Landlord accepts the principles of the Code of Practice for Commercial Leases in England and Wales. Alternative lease terms are available upon request. A copy of the Code can be obtained from the Royal Institution of Chartered Surveyors, 12 Great George Street, Parliament Square. London, SW1P 3AD Tel: 0207 6951535, Fax: 0207 3343795 or alternatively from the website: [www.lettingbusinesspremises.co.uk](http://www.lettingbusinesspremises.co.uk)

## Costs

Each party will be responsible for their own Legal Fees incurred in the transaction.

## Viewing

Contact – **Mario Jaconelli** or **Alexa Reavley**

-  mario@lofthouseandpartners.co.uk
-  alexa@lofthouseandpartners.co.uk
-  **0191 5658844**

## VAT

Figures quoted exclude VAT where chargeable.

## Rateable Value

The Valuation Office has confirmed the Rateable Value(s) as follows:

### Ground Floor

Office and Premises £37,500

The Uniform Business Rate for the Rates Year 2019/2020 is 49.1p. If necessary a written request should be made to the Local Authority for confirmation.

### First Floor

Office and Premises £89,500

## Disclaimer

None of the equipment or systems within the premises have been tested by the Agent and it is the responsibility of the Purchaser/Lessee to ensure that they are in working order.

## Ref

C2890

## Amended

Feb 2020

## Energy Performance Certificate

Energy Rating C

- The information contained in these particulars is intended as a general outline only for the guidance of intending purchasers or tenants and neither Lofthouse and Partners Limited (nor their joint agents) nor the Vendor/Lessor on whose behalf these particulars are provided accept any responsibility for any inaccuracies the particulars may contain and prospective purchasers or tenants must not rely on them as statements of fact or representations and must satisfy themselves by inspection or otherwise as to their accuracy. All floor areas and measurements are approximate.
- These particulars do not form any part of any offer or contract. They contain in some instances statements of opinion or we have relied on information provided by others. The information should be verified by you on inspection or by your solicitor.
- Neither Lofthouse and Partners Limited (nor their joint agents) nor any of their employees has any authority, either orally or in writing to make or give or imply any representations or warranty in relation to the property.
- Unless otherwise stated, all prices and rents are quoted exclusive of VAT.